

IP 54 variable Device mount functional module netlife light management

Device mounts made of galvanised, profiled sheet steel with zinc coating combined with polyester resin paint guarantee good corrosion protection; tool-free attachment with integrated rotary catches for rapid fitting in the support rail. Integrated end faces made of plastic with sealing lips and an all-round closed seal to the support rail for a protection type up to IP54. For integrating sensor technology and the control unit into the light run; can be positioned variably in the support rail. Housing colour traffic white RAL 9016; . Electrical connection by means of a 0.7m connection cable for variable device mount positioning in the light run with freely positionable phases. Light Control: netlife easy20; Regiolux Classification: netlife easy; Control signal: Slave signal; Communication: Wired; Sensor technology: PIR - passive infrared; Installation height (min/max): 5m to 16m; Monitoring area: max. 30m x 19m; System compatibility: easy07; easy12; System extension: easy20; Application: Industry, Logistics centres, Garages, Corridors; Function: Motion detection. They are exchangeable, permit modernisation and reliably prolong the service life of the overall system. The easy 20 functional modules should be combined with the SRT support rail with feed-through wiring 5x2.5 / 6x1.5 mm². netlife easy system; straightforward in-house project engineering; easy installation; preset functions; simple commissioning via remote control, app, DIP switch, rotary knob, etc.

CHARACTERISTICS

Order number	19152700200
EAN number	4020863421503
Commodity code	90328900
Certification mark	IP 54, HACCP DIN10500/Food/IFS-application-related suitability/BRC, Indoor, CE
Special properties	Advanced Services

ELECTRICAL ENGINEERING

Controller	easy20
Mains voltage	230V/50Hz

MECHANICS

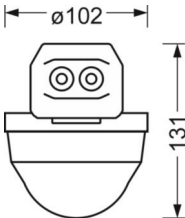
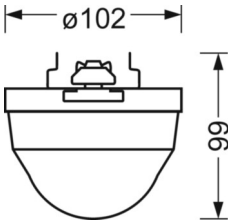
Housing colour	traffic white RAL 9016
Dimensions (LxWxH/DxH)	765mm x 102mm x 99mm
Weight (net)	0.9kg
Type of installation	Mounting rail system installation, Ceiling-mounted light structure, Pendant light structure

Dimensions

L	765 mm	Length
B	102 mm	Width
H	99 mm	Height

DEEP-LINK

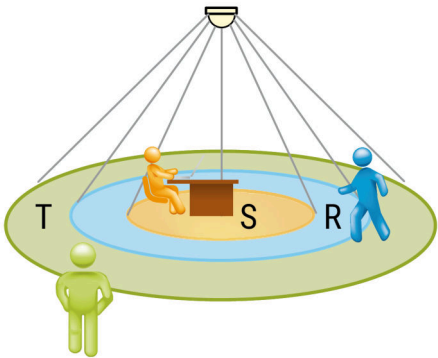
https://www.regiolux.de/en/article/19152700200



LC SYSTEM

CHARACTERISTICS

Regiolux Classification	netlife easy
Control signal	Slave signal
Communication	Wired
Sensor technology	PIR - passive infrared
Installation height (min/max)	5m to 16m
System compatibility	easy07; easy12
System extension	easy20
Application	Industry, Logistics centres, Garages, Corridors
Function	Motion detection



MONITORING AREA

Mounting Height	14m	16m
Ø max. sitting[S]	-	-
Ø max. radial[R]	30x19m	30x19m
Ø max. tangential[T]	30x19m	30x19m

